



# Implantology

Bone Grafting Product	106
Sinus Lift Instrument	108
Periotome / Elevator	109
Measuring Device	110
Resin Color Probe	111
Titanium Instrument	112

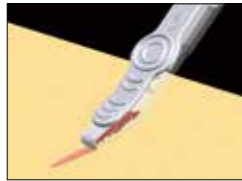




## Bone Scraper Type-2

No. 30495  
(3 ea.)

- \*Collect own born like shaving allows less surgical invasive.
- \*Clear body allows how much you scraped own born inside to be visible.
- \*Suitable angle of the tip part allows easy to scrape bone.



Size / 155mm



\*Capacity / approx. 1cc  
 \*Width of blade / 6.4mm  
 \*Material / TPX




## Bone Mill

-ex-2-

No. 30480

### Name of Parts



- \*Able to comminute 0.1 to 1.0mm.
- \*Ratchet structure offers to comminute bones in just light power.
- \*Simple structure makes shorten your time for the preparation and cleaning of the operation.

\*Size / 26 x 17mm (Slot)  
 \*Material / Radel R (Base)  
 Bakelite (Black part of handle)



## Graft Carrier

\*Used for transferring of a autologous bone or an artificial bone under implant treatment.



No.	Description	Diameter (mm)	Capacity (cc)
30462	ø2.9	ø2.9	0.02
30463	ø3.4	ø3.4	0.03



## Bone Spoon

\*For delivering bone particles to grafting area.



## Dissector

\*Used to mark on the gum before cut.

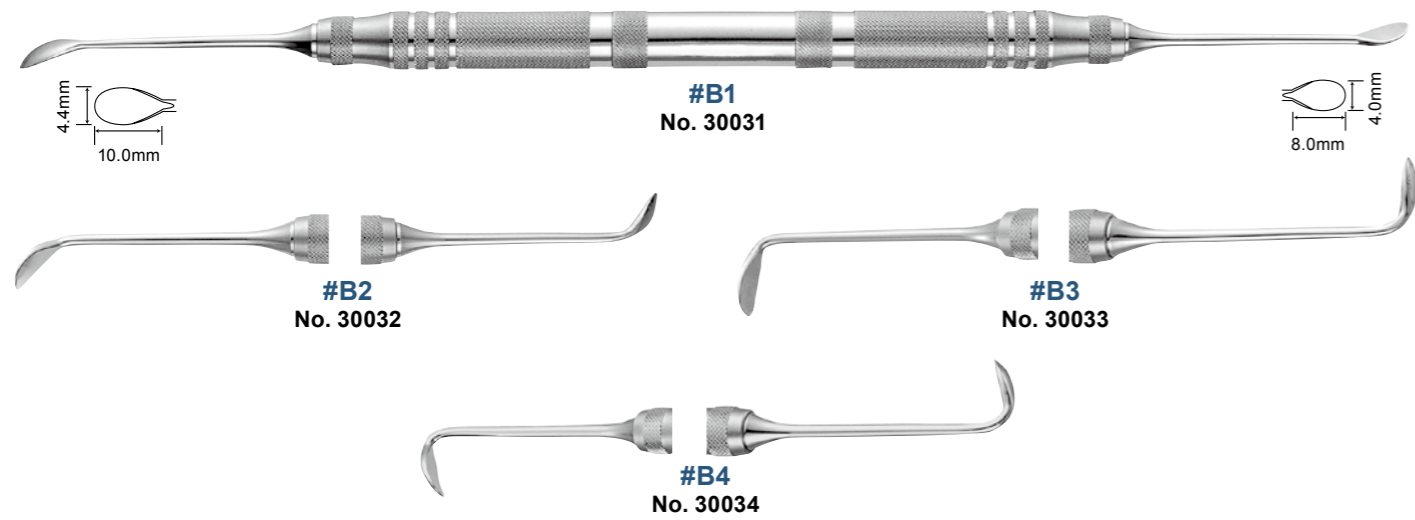

No. 30020





## Sinus Lift Instrument

- \*Smooth edges to prevent Schneider's membrane from damages.
- \*Easy control angle design.
- \*Suitable for searching bone deeper inside maxillary sinus.

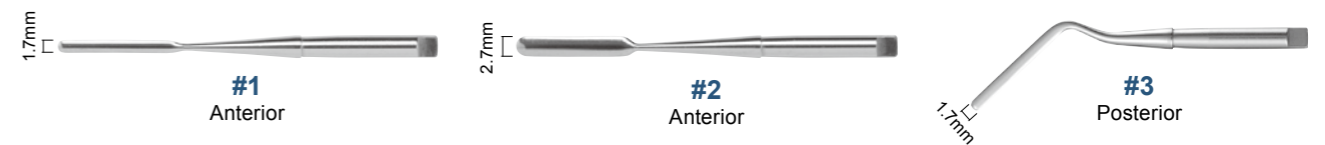


## Periotome




- \*Able to operate extraction with minimum damage to surrounding periodontal tissues.
- \*Excellent for immediate implantation.

### -Point-



### -Handle-

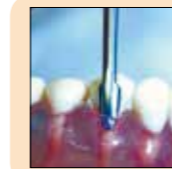


No.	Description
30016	Point #1
30017	Point #2
30018	Point #3
10204	P-D Handle
10201	P-A Handle

## Elevator

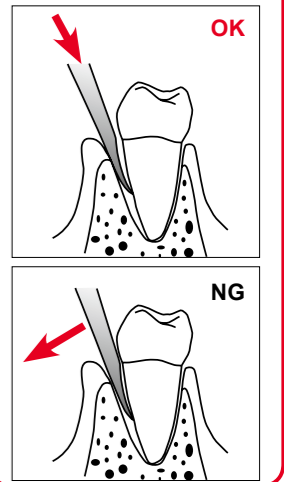
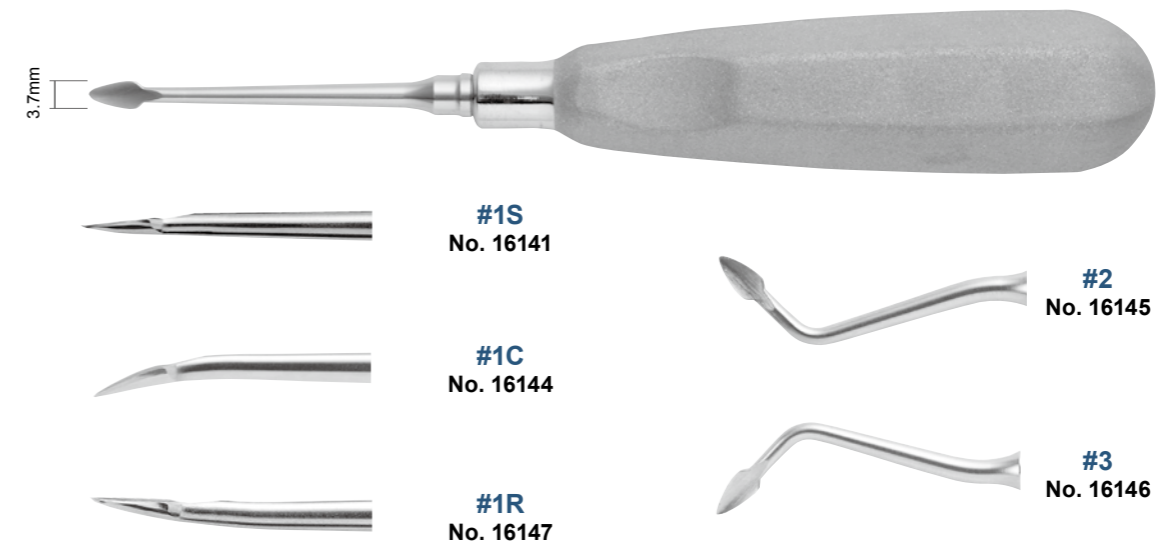


### -B Handle Spear-



\*With a thin spear-like tip can insert in narrow periodontal membrane cavity easily, and periodontal ligament fibers are cut and it exfoliates.  
\*Excellent for immediate implantation.

\*Since this product is an instrument which cuts a periodontal ligament and carries out extrusion of a tooth by wedge action, the blade is very thin. Therefore, please do not perform operation in which a root is raised by leverage, there are possibility of the breakage of blade and fear of distortion.



[ #1C (Curve) ]



\*The curve of the tip can approach the "molar" smoothly.

[ #1R (Reverse) ]



\*Inside curve of the tip can approach the end of molar, lingual and palate side.

[ #2 #3 ]

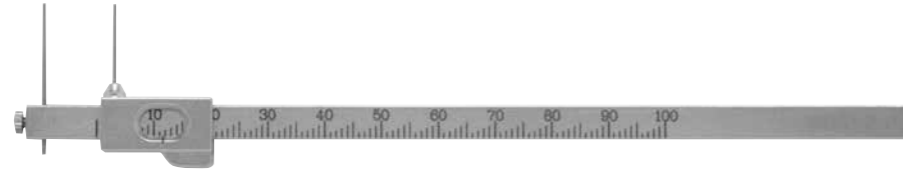


\*This curved shape of a shank is suitably effective for "molar" to approach with ease.  
\*The tip is positioned on the extended line of the handle for handling balance. It makes Dr,s comfortable to keep the balance of operation.



## Parallel Meter

No. 21122



## X-Ray Gauge



**Contents** Sleeve (2 ea.) / Gauge (2 ea.)

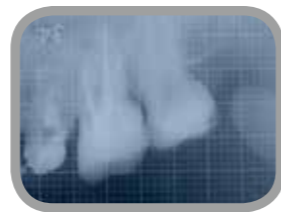
No. 21157



Sleeve



Gauge  
(1mm by 1mm with hold line every 5mm)



\*Suitable for root canal treatment, accurate examination before placing an implant, checking of calculus quantity and its area.

- How to use -



\*Size / W38 x D48 x H8.5mm (Sleeve)  
W33 x D45mm (Gauge)  
\*Material / Si (Sleeve)

## Periodontal Color Probe Tip (Replaceable Type)



-Tip (5 ea.)-

\*A probe made of the resin prevents implant and a prosthesis being damaged.  
\*Black and yellow color combination offers easy distinction of the scale.  
\*Because of the external diameter is only  $\phi 0.45\text{mm}$ , this product can reduce the burdens to periodontium.



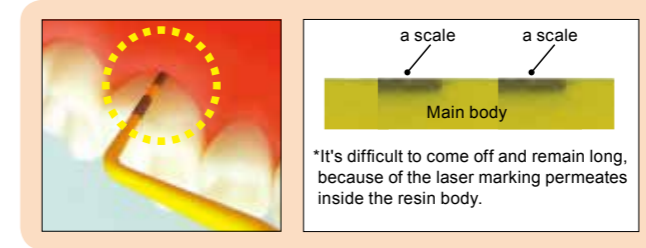
#2  
No. 23522



#4  
No. 23524



#5  
No. 23525



\*It's difficult to come off and remain long, because of the laser marking permeates inside the resin body.

\*Material / PPSU



-Handle-



Octagonal  
No. 13121



SC  
No. 13127



YS  
No. 13128



Titanium  
No. 13130



Green  
No.13118



Blue  
No.13119



Pink  
No.13120

\*Material / POM

## Periodontal Probe



\*Titanium



**#5 Titanium**  
No. 09575

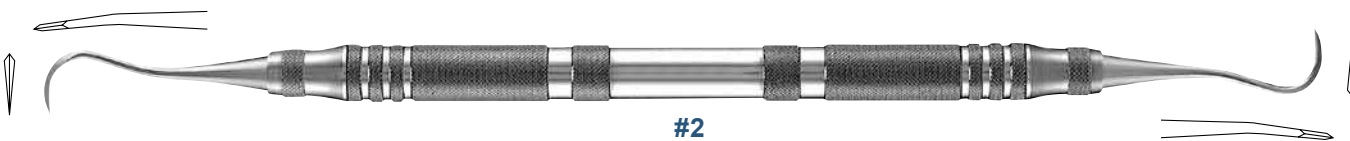
## Maintenance Scaler



\*Titanium



**#1**  
Anterior  
(Interproximal area / Cervical area)  
No. 30163



**#2**  
Anterior / Posterior  
(Mesial surface / Distal surface)  
No. 30164

\*Tip is not edged so that an implant may not be damaged.

## Maintenance Curette



\*Titanium



**#5-7**  
Anterior / Posterior  
(Lingual surface / Buccal surface)  
No. 30160



**#11-12**  
Posterior  
(Mesial surface)  
No. 30161



**#13-14**  
Anterior  
(Distal surface)  
No. 30162

\*Tip is not edged so that an implant may not be damaged.

